

Azam's Project Page

TTGO LoRa32 OLED V1




Important: Please notice that we are using **Version 1** or the TTGO LoRa32 module!

The **TTGO LoRa32 OLED V1 module** is based on the ESP32 microcontroller. The ESP32 itself is capable of communicating via WIFI as well as BLE (Bluetooth low energy). The latter can be used to communicate directly with a smartphone. This TTGO module is further equipped with a LoRa transceiver (SX1276, 868/915 MHz) to provide an additional communication channel. Furthermore it has a nice OLED display to communicate with humans.




Fig.: TTGO LoRa32 OLED **V1**.

Image Source: [RandomNerdTutorials](https://www.randomnerdtutorials.com/)




Mount the TTGO LoRa32 V1 module on a breadboard

The problem is that the breadboards we are using have very tight clamps to push the pins in.



Read analog potentiometer voltages with TTGO LoRa32 V1

A potentiometer is used to simulate an environmental sensor.



From:
<https://wiki.eolab.de/> - HSRW EOLab Wiki

Permanent link:
<https://wiki.eolab.de/doku.php?id=emrp2020:azam01:start&rev=1605816432>

Last update: **2021/08/24 17:34**

