

ESP32 CAM Development

- [Adafruit bq24074 solar charger](#)
- [Design Notes MPPT](#)
- [Adafruit bq24074 downloads incl. schematics](#)
- TI datasheet [BQ2407x Standalone 1-Cell 1.5-A Linear Battery Chargers with Power Path](#)
- TI datasheet [LP3869x/-Q1 500-mA Low-Dropout](#)

Mark's Bench (2020)


- <https://marksbench.com/electronics/esp32-cam-low-power-trail-camera/>



He uses a FET as a low side current switch to switch the GND of the ESP32-Cam. The FET is triggered by a PIR sensor which keeps its output high for 2 seconds in case of motion.


AI Thinker ESP32 Cam

- [Random Nerd Tutorial on ESP32-Cam](#)
- <https://randomnerdtutorials.com/esp32-cam-take-photo-display-web-server/>

Videos (to be sorted)







Seed XIAO ESP32S3 Sense Expansion Board incl. Cam

-  **Main Wiki Page: [Getting Started with Seed Studio XIAO ESP32S3 \(Sense\)](#)**
At the bottom of this wiki page are the link to the design resources.
- [Pin Multiplexing with Seed Studio XIAO ESP32S3 \(Sense\)](#)
- [File System and XIAO ESP32S3 Sense](#)
- Product Page: [Seed Studio XIAO ESP32S3](#)
- **[XIAO ESP32S3 V1.1 Schematic](#)**
- [XIAO ESP32C3 Schematic](#)
- [XIAO_ESP32S3_ExpBoard_v1.0_SCH.pdf](#)
- [The Inside Story of XIAO ESP32S3 Designing](#)

Marcelo Rovai on TinyML

- [Marcelo Rovai's git repo](#)
- [MJRoBot.org \(Marcelo Rovai\)](#)
- [ESP32-CAM: TinyML Image Classification - Fruits vs Veggies](#)

XIAO ESP32S3 Components

- [SGM6029](#) Ultra-Low Quiescent Current, Synchronous Buck Converter, 3V3
- [SGM40567](#) Small Capacity Compact Battery Charger for Loosely Coupled Wireless Charging/Solar Charging
- LDOs for cam: <https://www.sg-micro.com/show-product-502.html>

From:

<https://wiki.eolab.de/> - **HSRW EOLab Wiki**

Permanent link:

<https://wiki.eolab.de/doku.php?id=projects:wifi-cam:dev:start>

Last update: **2023/08/19 12:38**

